


A.S. KUPPARAJU AND BROTHERS CHARITABLE FOUNDATION TRUST (STANDALONE FINANCIALS)
A.S.K.B. CAMPUS, I MAIN ROAD, AGS COLONY ANANDNAGAR, BANGALORE, - 560024
BALANCE SHEET AS AT 31.03.2022

Liabilities	Sch.	Amount (Rs.)	Amount (Rs.)	Assets	Sch.	Amount (Rs.)	Amount (Rs.)
Capital A/C	1			Fixed Assets			
Capital Fund		98,56,89,870	98,56,89,870	Land	2	86,61,658	11,39,07,629
Current Liabilities				Pre Operative expense	3	10,52,45,971	
Charities received for Covid relief		155583	1,56,283	Non-Current Assets			
Duties and taxes		700		Deposits with Bank	4	1,26,69,717	
				Deposits - Others	5	2,22,472	
				Investments	6	2,00,00,000	
				Income Tax & Tax Refundable	7	2,89,82,432	6,18,74,620
				Current Assets			
				Loans & Advance	8	9,54,82,663	
				Sundry Debtors	9	21,20,000	
				Cash & Cash Equivalents	10	58,51,861	10,34,54,524
				Intergroup owings	11	70,66,09,379	70,66,09,379
Total			98,58,46,153	Total			98,58,46,153

For AS Kuppuraju & Brothers Charitable Foundation Trust

Authorized Signatory

K. Kuppuraju
 K. Kuppuraju
 Trustee



For Manohar Chowdhry & Associates
 Chartered Accountants



D. Ashok Kumar
 Ashok Kumar Doddi
 Partner

M. N: 217909
 FRN NO: 0019975

Date : 29-09-2022

Place : Bangalore

No 015

A.S. KUPPARAJU AND BROTHERS CHARITABLE FOUNDATION TRUST (STANDALONE FINANCIALS)
A.S.K.B. CAMPUS, I MAIN ROAD, AGS COLONY ANANDNAGAR, BANGALORE, - 560024
INCOME & EXPENDITURE ACCOUNT FOR THE PERIOD 01.04.2021 TO 31.03.2022

EXPENDITURE		Schl.	Amount (Rs)	INCOME		Schl.	Amount (Rs)
To	Expenses	13		By	Indirect Income	12	
"	- BBMP Tax		13,65,260	"	- Interest On SB		78,467
"	- Bank Charges		4,45,659	"	- Interest On FD Deposits		27,62,858
"	- Charities and donations		26,75,469	"	- Rental Income		20,14,877
	Excess of income over expenditure		3,69,814				
	Total		48,56,202		Total		48,56,202

For AS Kuppuraju & Brothers Charitable Foundation Trust
 Authorized Signatory


 K. Nagaraju
 Trustee

For Manohar Chowdhry & Associates
 Chartered Accountants




 Ashok Kumar Doddi
 Partner

M. N: 217909
 FRN NO: 001997S

Date: 29-09-2022
 Place: Bangalore



No 016

A.S. KUPPARAJU AND BROTHERS CHARITABLE FOUNDATION TRUST (STANDALONE FINANCIALS)
A.S.K.B. CAMPUS, I MAIN ROAD, AGS COLONY ANANDNAGAR, BANGALORE, - 560024
RECEIPTS AND PAYMENTS ACCOUNT FOR THE PERIOD 01.04.2021 TO 31.03.2022

Receipts		Payments	
To	Amount (Rs.)	By	Amount (Rs.)
Opening Balance		Inter-group owing	
Bank Accounts		Atria university	20,00,000
AXIS BANK LTD A/C NO.363010200002714	39,59,814	ATRIA INSTITUTE OF TECHNOLOGY	1,33,60,313
CORPORATION BANK CA A/C #510101004796976	86,58,317	Indirect Expenses	2,576
HDFC BANK A/C 50100184283005	22,775	Bank Charges	3,00,000
IDBI BANK A/C NO.0363104000033530	28,78,092	Charities and Donation	
SYNDICATE BANK CA A/CNO.#04341010001936	1,10,313	Current Liabilities	
YES BANK A/C NO.059994600000235	10,90,716	Acceptance Fees - AU Security Deposit	8,25,000
Inter-group owing		Sundry creditors	23,75,469
ATRIA INSTITUTE OF TECHNOLOGY	55,000	Non-Current Assets	
Current Liabilities		Income tax & Tds Refundable	1,57,906
Acceptance Fees - AU Security Deposit	19,50,000	Closing Balance	
Duties and taxes	700	Bank Accounts	
Capital a/c		CORPORATION BANK CA A/C #510101004796976	45,31,812
CSR Funds	23,41,202	HDFC BANK A/C 50100184283005	23,466
Current Assets		IDBI BANK A/C NO.0363104000033530	1,48,378
National School of Journalism	11,84,294	YES BANK A/C NO.059994600000235	11,48,206
Direct Incomes		Capital a/c	
Hostel fee 21-22 AU	7,45,000	SLRM Project	14,45,342
Tuition Fee	28,46,900		
Indirect Incomes			
Miscellaneous income	78,467		
Interest Received From S B A/c	3,94,877		
Total	2,63,18,467	Total	2,63,18,467

For AS Kuppuraju & Brothers Charitable Foundation Trust
 Authorized Signatory

[Signature]
 K-Nagaraju
 Trustee



[Signature]
 Sunderraju C. S
 Trustee



For Manohar Chowdhry & Associates
 Chartered Accountants

[Signature]
 Ashok Kumar Doddi
 Partner
 Date: M. N: 217909
 Place: FRN NO: 001997S
 Date: 29-09-2022
 Bangalore

No 017

A.S. KUPPARAJU AND BROTHERS CHARITABLE FOUNDATION TRUST (STANDALONE FINANCIALS)
A.S.K.B. CAMPUS, 1 MAIN ROAD, AGS COLONY ANANDNAGAR, BANGALORE, - 560024

Schedules Forming Part of Balance Sheet

Schedule 1 - Capital	Amount (Rs)
Capital	
CAPITAL FUND	95,00,76,783
Add : General Reserve(including previous year loss)	3,12,13,634
Add : Excess of Income over Expenditure	3,69,814
Add : CSR Funds	23,41,202
Add : SLRM Project	888437
Total	98,56,89,870

Schedule 2 - Land	Amount (Rs)
Land (17 Acres 37 Guntas)	1
Betterment Charges (06/07) and other charges	86,61,657
Total	86,61,658

Schedule 3 - Pre operative expense	Amount (Rs)
Pre - Operative Expenses (Atria University)	10,52,45,971
Total	10,52,45,971

Schedule 4 - Deposits with bank	Amount (Rs)
Deposits with Bank	
FD Andhra Bank	
FD WITH ANDHRA BANK #143320100020728	4,30,948
FD WITH ANDHRA BANK A/C NO #14320100008957	26,10,275
FD Yes Bank	
FD No-Yes Bank-059940400005540/1	90,318
FD WITH YES BANK A/C NO. 059940400003190/2	95,38,176
Total	1,26,69,717

Schedule 5 - Deposits-others	Amount (Rs)
KEB DEPOSIT	2,22,472
Total	2,22,472

Schedule 6 - Investments	Amount (Rs)
HDFC BANK MUTUAL FUND - 10979996/48	2,00,00,000
Total	2,00,00,000

Schedule 7 - TDS Receivable	Amount (Rs)
Disputed Income Tax FY 15/16	12,58,551
IT Penalty Refundable (F.Y. 2003-04)	23,73,554
IT Refundable (F.Y. 2001-2002)	33,80,640
IT Refundable (F.Y.2002-2003)	53,06,783
TDS (2012 - 2013)	15,19,740
TDS (2013 - 2014)	20,91,214
TDS (2014 - 2015)	21,18,526
TDS (2015 - 2016)	21,51,208
T.D.S (2016-2017)	20,06,765
T.D.S (2017-2018)	18,90,131
T.D.S (2018-19)	20,21,493
T.D.S (2019-20)	17,29,076
T.D.S (2020-21)	7,37,516
T.D.S (2021-22)	3,97,235
Total	2,89,82,432

Schedule 8 - Loans & Advance	Amount (Rs)
LAND ADVANCE	5,99,02,788
LAND ADVANCE	3,55,79,875
Total	9,54,82,663

[Handwritten signature]




No 018

Schedule 9- Sundry Debtors	Amount (Rs)
National School of Journalism	21,20,000
Total	21,20,000

Schedule 10 - Cash and Cash Equivalents	Amount (Rs)
Cash at Bank	
CORPORATION BANK CA A/C #510101004796976	45,31,812
HDFC BANK A/c 50100184283005	23,466
IDBI BANK A/C NO.0363104000033530	1,48,378
YES BANK A/C NO.059994600000235	11,48,206
Total	58,51,861

Schedule 11 - Intergroup owings	Amount (Rs)
A.S.K. &BROS- VIDYANIKETHAN	1,72,83,935
ATRIA INSTITUTE OF TECHNOLOGY	69,31,69,444
ATRIA UNIVERSITY	-38,44,001
Total	70,66,09,379

For AS Kuppuraju & Brothers Charitable Foundation Trust
Authorized Signatory


K. Nagaraju
Trustee




C.S. Sunder Raju

For Manohar Chowdhry & Associates
Chartered Accountants


Ashok Kumar Doddi
Partner
M. N: 217909
FRN NO: 0019975
Date: 29-09-2022
Place: Bangalore



A.S. KUPPARAJU AND BROTHERS CHARITABLE FOUNDATION TRUST (STANDALONE FINANCIALS)
A.S.K.B. CAMPUS, I MAIN ROAD, AGS COLONY ANANDNAGAR, BANGALORE, - 560024

Schedules Forming Part of Income & Expenditure A/C

Schedule 12 - Indirect Income	Amount (Rs)
Interest Received From FD	78,467
Interest Received From S B A/c	27,62,858
Rental Income	20,14,877
Total	28,41,325


Schedule 13 - Indirect Expenses	Amount (Rs)
Bank Charges	4,45,659
BBMP Annual Tax	13,65,260
Charities and donations	26,75,469
Total	44,86,388

For AS Kuppuraju & Brothers Charitable Foundation Trust
Authorized Signatory


K. Nagaraji
Trustee


K.S. Sunder Raju
Trustee

For Manohar Chowdhry & Associates
Chartered Accountants



Ashok Kumar Doddi
Partner
M. N: 217909
FRN NO: 001997S
Date: 29-09-2022
Place: Bangalore



ATRIA INSTITUTE OF TECHNOLOGY
(A.S. KUPPARAJU AND BROTHERS CHARITABLE FOUNDATION TRUST)
A.S.K.B. CAMPUS, I MAIN ROAD, AGS COLONY ANANDNAGAR, BANGALORE - 560024
BALANCE SHEET AS ON 31.03.2022

Liabilities	Sch.	Amount (Rs.)	Assets	Sch.	Amount (Rs.)	Amount (Rs.)
Parent Body			Fixed Assets			
A.S. Kuppuruju & Brothers Charitable Foundation Trust	1	73,94,70,918	Buildings	7	29,17,49,932	
Current Liabilities			Furniture & Electronic Fittings	8	3,34,36,716	
Duties and taxes	2	21,18,865	Plant & Machinery	9	3,07,99,594	
Provisions	3	1,56,55,429	Computer & Software	10	73,33,221	
Sundry Creditors	4	-16,22,248	Buildings - CWIP	11	9,74,97,311	46,08,16,775
Other Current Liabilities	5	1,16,86,235	Non current assets			
Scholarship Payable	6	23,800	Deposits	12	25,55,234	
			Income tax receivables	13	13,386	
			Deposits with Statutory bodies	14	1,29,69,225	1,55,37,845
			Current Assets			
			Loans & Advances	15	1,33,91,328	
			Cash and Cash Equivalents	16	13,90,44,008	
			Fees receivable	17	4,43,84,351	
			Other receivables	18	1,14,290	
			Intergroup owings	19	9,26,56,709	
			Prepaid Expenses	20	12,15,000	
			Staff Advances	21	1,72,694	29,09,78,380
Total		76,73,33,000	Total		76,73,33,000	

For AS Kuppuruju & Brothers Charitable Foundation Trust
 Authorized Signatory


 W. Nagaraju
 Trustee



For Manohar Chowdhry & Associates
 Chartered Accountants





Ashok Kumar Dooddi
 Partner

M. N: 217909
 FRN NO: 001997S

Date: 29-04-2022
 Place: Bangalore

No 021

ATRIA INSTITUTE OF TECHNOLOGY
(A.S. KUPPARAJU AND BROTHERS CHARITABLE FOUNDATION TRUST)
A.S.K.B. CAMPUS, I MAIN ROAD, AGS COLONY ANANDNAGAR, BANGALORE - 560024
INCOME & EXPENDITURE ACCOUNT FOR THE PERIOD 01.04.2021 TO 31.03.2022

	EXPENDITURE	Sch.	Amount (Rs)	INCOME	Sch.	Amount (Rs)
To	Direct Expenses	24		Direct Income	22	
"	- Employee benefits expenses		10,21,68,542	- Tuition fees		25,81,36,876
"	- University and Affiliated fees		91,72,580	- Hostel fees		2,89,42,762
To	Indirect Expenses	25		Indirect Income	23	
"	- Advertisement		85,19,403	- Rental Income		15,72,557
"	- Finance Cost		14,151	- Interest on SB A/C		6,67,780
"	- Repairs and Maintenance		2,62,99,800	- Interest on FD		1,47,240
"	- Professional & Consultancy		1,43,64,035	- Miscellaneous Income		10,81,918
"	- Rates and taxes		10,356			
"	- Subscription		7,21,062			
"	- Depreciation & Amortisation expenses		4,39,74,941			
"	- Other Expenses		3,90,02,788			
	Excess of income over expenditure		4,63,01,474			
	Total		29,05,49,133	Total		29,05,49,133

For AS Kuppuraju & Brothers Charitable Foundation Trust
 Authorized Signatory

(Signature)
 K. Nagaraju
 Trustee



For Manohar Chowdhry & Associates
 Chartered Accountants



(Signature)


Ashok Kumar Doddi
 Partner
 M. N: 217909
 FRN NO: 001997S
 Date: 29-09-2022
 Place: Bangalore

No 022


ATRIA INSTITUTE OF TECHNOLOGY
(A.S. KUPPARAJU AND BROTHERS CHARITABLE FOUNDATION TRUST)
A.S.K.B. CAMPUS, I MAIN ROAD, AGS COLONY ANANDNAGAR, BANGALORE - 560024
RECEIPTS AND PAYMENTS ACCOUNT FOR THE PERIOD 01.04.2021 TO 31.03.2022

Receipts		Amounts (Rs.)	Amounts (Rs.)	Payments	Amounts (Rs.)	Amounts (Rs.)
To	Opening Balance			Current Liabilities		
"	Bank Accounts	4,51,14,534	4,51,18,984	Duties & Taxes	1,77,31,841	
"	Cash-in-hand	4,450		Provisions	12,23,37,209	
To	Capital Account		12,93,98,980	Sundry Creditors	12,50,63,375	26,51,87,760
"	A S KUPPARAJU & BROS CHARITABLE FOUNDATION TRUST			Exam/Arrear/Revaluation Fees Collected	55,335	
To	Current Liabilities			Fixed Assets	8,466	8,466
"	Placement Training Fees	12,79,193		Current Assets		
"	Other Current Liabilities	49,79,883	1,20,26,990	Sundry Debtors	5,83,077	
To	Scholarship Payable	57,67,915		Loans & Advances	1,21,99,003	
"				Fees Receivables	71,82,269	
To	Direct Incomes	26,38,50,375	26,38,50,375	Prepaid Expenses	12,15,000	
"				Staff Advances	3,42,958	
To	Indirect Incomes	15,09,777	15,09,777	Atria University	75,98,478	2,91,20,785
"				Indirect Expenses	1,85,44,086	1,85,44,086
	Total		45,19,05,106	Closing Balance		
				Bank Accounts	13,90,35,656	13,90,44,009
				Cash-in-hand	8,353	


For AS Kuppuraju & Brothers Charitable Foundation Trust
 Authorized Signatory


 K. Nagaraju
 Trustee


 Sundararaju C.S.
 Trustee



For Manohar Chowdhry & Associates
 Chartered Accountants


 Ashok Kumar Doddi
 Partner
 M. N: 217909
 FRN NO: 001997S
 Date : 29-09-2022
 Place : Bangalore

No 023

ATRIA INSTITUTE OF TECHNOLOGY
(A.S. KUPPARAJU AND BROTHERS CHARITABLE FOUNDATION TRUST)
A.S.K.B. CAMPUS, I MAIN ROAD, AGS COLONY ANANDNAGAR, BANGALORE - 560024
Schedules Forming Part of Balance Sheet, as on 31st March 2022

S No	Schedule 1 - A.S. Kupparaju & Brothers Charitable Foundation Trust	Amount (Rs)
1	A.S. Kupparaju & Brothers Charitable Foundation Trust	68,80,84,886
	Add : General Reserve	50,84,558
	Add : Excess of Income over Expenditure	4,63,01,474
	Total	73,94,70,918

Current Liabilities		
S No	Schedule 2 - Duties & Taxes	Amount (Rs)
1	ESIC COLLECTED AND PAYABLE	40,095
2	PROFESSION TAX (STAFF)	49,800
3	PROVIDENT FUND PAYABLE	5,75,285
4	TDS -195	58,573
5	Tds on Contract	1,28,609
6	TDS ON PROFESSIONAL CHARGES	7,60,851
7	TDS on Salaries	5,05,652
	Total	21,18,865

S No	Schedule 3 - Provisions	Amount (Rs)
1	Privision for Laundry Services	18,05,277
2	Provision for Audit Fees	5,90,000
3	PROVISION FOR ELECTRICITY CHARGES	5,30,208
4	PROVISION FOR POOJA EXPENSES	11,700
5	PROVISION FOR PROFESSIONAL FEE	33,06,093
6	Provision for Re- Imbursement - Conveyance Charges	10,000
7	Provision for Water Charges	16,961
8	Provision for Admission Expenses	4,99,565
9	SALARIES & WAGES PAYABLE	87,80,325
10	University & Affiliated Fee Payable	1,05,300
	Total	1,56,55,429

S No	Schedule 4 - Sundry Creditors	Amount (Rs)
1	I Gen Innovations	74,340
2	ACM TRADING INDIA PVT LTD	81,112
3	Admission Arrow	-2,45,000
4	Advance Ranchhod Das	-1,00,000
5	AM Edumedia Pvt Ltd	1,69,920
6	Ample Digital Pvt Ltd	17,88,290
7	Anjay Madhan	6,000
8	AP Shine Study Circle	90,000




No 0 2 4



9	ATRIA CONVERGENCE TECHNOLOGY PVT LTD	
10	Atria Power Orporation Pvt Ltd	1,00,495
11	Avinash Jha	1,78,609
12	B&B Event Management	-11,500
13	Benaka Enterprises	10,000
14	Bhagya Water Supply	-3,973
15	Book Paradise	11,000
16	Career World	2,11,156
17	Carepro Global	45,000
18	Chase Securities & Detectives	794
19	Cherian Tarun John Andrews	2,53,094
20	Chethan Kumar	12,580
21	Collegedunia Web Pvt Ltd	1,71,000
22	Creative N Concepts	3,22,360
23	DAAK & DANA	-8,00,000
24	Delta Tech Systems	31,500
25	Design Cartel	8,260
26	Efficient Engineers	-53,09,636
27	Enstrectura Consultants	93,940
28	Extraaedge Technology Solutions Pvt Ltd	-1,38,060
29	Focus Gifts	1,52,220
30	G ASHOK	27,140
31	Genesis BCW Pvt LTd	1,35,108
32	George Mathen	2,12,400
33	Getmyuni Education Services Pvt Ltd	60,000
34	Girnar Soft	2,49,300
35	G.K.Enterprises	1,43,100
36	Greg & Leonie	-7,602
37	Gururaj B Banaj	-39,748
38	Hanuman Cement Concrete Blocks	54,000
39	Hotel Chalukya	18,17,200
40	Ieducationalize	35,799
41	Immunis Productions	2,000
42	Imprest Ambar	2,61,960
43	Imprest P Karthekeyan	204
44	Imprest Pratik Acharya	3,920
45	Imprest Rajendra Kumar	49,806
46	Infocore Technologies Pvt Ltd	3,420
47	Informatics Publishing Ltd	2,28,844
48	Infoshell	-25,000
49	Jagadish S	2,24,404
50	Jalaram Enterprises	69,183
51	Janani Eswar	7,000
52	Janavi Enterprises	-2,000
53	J.DAKSHINAMURTHY	4,49,579
54	Kaushal Kumar	6,66,743
55	KING CABS	45,000
56	Kolorkode	50,697
57	Kulturzentrum Educaro India	28,158
58	Likith Enterprises	75,600
59	Ludwig Rehnolt	1,41,251
60	Mamta Foods	-36,667
61	Manbahadur- Salary Advance	42,782
62	Manjula K S	2,000
63	Manohar Chowdhry & Associates	99,000
64	Mark Care	5,41,944
65	Melgiri Power Infraa Pvt Ltd	15,000
66	Merino Industries Limited	-23,39,164
67	M KESHAVAN	-34,774
68	M .Purushotham	10,000
69	Naliniswamy	88,669
70	Navigers Connecting Services Private Limited	6,018
71	NDR Mineral Water	17,500
72	No Paper Forms Solutions Pvt Ltd	960
73	OZONE Scientific	6,372
74	Padma Infocom Pvt Ltd	6,136
		1,43,100



[Handwritten signature]
No 025



[Handwritten signature]

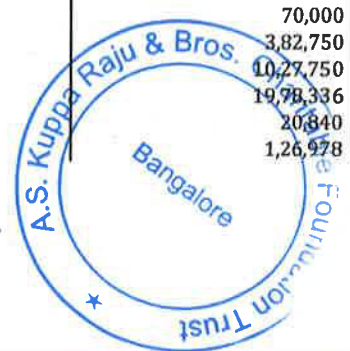
75	PAN Office Systems Pvt Ltd	30,090
76	Precious Marketing	12,001
77	Quiklrn Private Limited	3,21,750
78	Quintero Solutions LLP	7,068
79	Radisson Blu	2,00,301
80	RAJA RAJESHWARI SERVICE STATION	1,61,301
81	Raj Kishora	-36,000
82	Rakesh Reddy	90,000
83	Ravi Ranjan Prasad	90,000
84	Regular Service	16,000
85	Right Care Academy	45,000
86	ROYALS HARDWARE & PAINTS	46,382
87	ROYAL TRADING COMPANY	56,091
88	S5 Technologies	-3,90,481
89	Sandeep S Nayak	11,785
90	Sapna Book House	17,510
91	Schindler India Private Limited	-31,21,000
92	Shaik Mohammad Rizwan	45,000
93	Shakthi Steel India	1,47,264
94	Shivam Trading Co.,	10,555
95	Shree Balaji Innovations	-4,03,560
96	Sigma Networks	-14,25,796
97	SK Enterprises	30,300
98	Sonal Mishra	10,840
99	Sparthan Events and Wing Studio	73,210
100	SREE SHAKTHI SAI ELECTRICALS	-3,32,677
101	Sri Book World	57,828
102	Sri Gayathri Travels Pvt Ltd	25,432
103	Sri Lakshmi Venkateshwara Enterprises	29,625
104	SRM PROJECTS CONSULTANTS	31,860
105	Srushti Software Systems Private Limited	1,27,440
106	Starforge UAS	46,550
107	Subbaraju - Advance	-3,95,744
108	SUBBARAJU N (MESS ACCOUNT)	11,05,424
109	Sufian Kaki Aslam	18,000
110	Syed Asif Mohammed	1,53,679
111	The Design Tool Box	9,000
112	The Institution of Electronics & Telecommunication	19,200
113	Thimmaraju K V	1,64,388
114	Triumph Media Tech Pvt Ltd (MBA Universe)	3,13,290
115	Union Instruments	83,544
116	United Business Machines	6,977
117	Universal Enterprises	-51
118	Varpas Media Technologies	19,047
119	VASA Scientific Co.,	11,490
120	Venkateswarlu Dasari	17,047
121	Vinayka Enterprises	2,500
122	VISHAL MARBLES	12,486
123	VISHNU ELECTRICALS	20,192
124	VMC Technologies Pvt Ltd	25,432
125	WHY Nameit (Mohammed Fairouz A P)	20,340
Total		-16,22,248

S No	Schedule 5 - Other Current Liabilities	Amount (Rs)
1	AICTE - E Prerana Project	5,43,333
2	Convocation Fees	6,250
3	CSI -Students Chapter and College Membership	9,020
4	Deposit	70,000
5	E Shiksha	3,82,750
6	Graduation Day	10,27,750
7	Hostel Caution Deposits	19,78,336
8	IEEE Fund	20,840
9	Induction Programme	1,26,978



[Handwritten signature]
No 026

[Handwritten signature]




A

10	Industrial Visit - Civil Dept	73,500
11	K Steps VGST-L1 Project	10,00,000
12	PHD - Dr. Committee Review Fees	14,000
13	RFTT Project - VGST Grant	3,10,864
14	Shop - Advance	1,27,500
15	Survey Camp	2,56,866
16	TUITION FEE RECEIVED IN ADVANCE	28,07,606
17	VGST GRANT - KFIST L1(Un Utilized)	9,02,224
18	VGST GRANT - SMYSR(Un Utilized)	5,847
19	VTU Remuneration Dec/Jan 21	13,047
20	VTU Remuneration Dec/Jan 22	-14,388
21	VTU Remuneration June/July 2020	137
22	DST-NIMAT Project 2019-20	16,580
23	EMPLOYEES CONTRIBUTION OF E.S.I	9,560
24	EMPLOYEES CONTRIBUTION - PROVIDENT FUND	1,33,408
25	Exam/Arrear/Revaluation Fees Collected	9,74,595
26	Placement Training Fees	8,89,633
Total		1,16,86,235

S No	Schedule 6 - SCHOLARSHIP PAYABLE	Amount (Rs)
1	Scholarship Social Welfare SC/ST (2020-21)	23,800
Total		23,800

For AS Kuppuraju & Brothers Charitable Foundation Trust
Authroized Signatory


K. Nagaraju
Trustee




C. S. Sunder Raju
Trustee

For Manohar Chowdhry & Associates
Chartered Accountants





Ashok Kumar Doddi
Partner
M. N: 217909
FRN No: 001997S
29-09-2022
Bangalore

Date :
Place :

ATMA INSTITUTE OF TECHNOLOGY
(A.S. KUPPARAJI AND BROTHERS CHARITABLE FOUNDATION TRUST)
A.S.K.E. CAMPUS, MAIN ROAD, AGS COLONY ANANDNAGAR, BANGALORE - 560024
 Fixed Assets Schedule (From Schedule No. 7-10)

Schedule NO.	S No	NAME OF ASSETS	GROSS BLOCK			DEPRECIATION			Totals	As at 31.03.2022	
			As on 01.04.2021	Addition up to 30.09.2021	Deletion	As on 31.03.2022	Rate %	For the year in full			For the Year-50%
7	1	Buildings (Old)	28,01,61,728	-	-	32,16,50,546	10	2,80,16,173	20,84,441	3,01,00,614	29,17,49,932
	2	Furniture & Electronic Fixings	3,63,41,521	-	4,16,88,918	7,67,734	10	36,34,152	38,387	36,72,539	3,34,36,716
	3	Plant & Machinery	3,09,69,527	46,06,694	16,21,000	3,71,57,621	15/40	62,76,009	1,22,018	63,98,027	3,07,99,594
	4	Computer & Software	78,76,101	5,723	32,55,159	1,11,36,983	40	31,52,729	6,51,032	38,03,761	73,33,221
	10	Total	35,53,48,872	46,12,417,00	4,73,33,111,06	40,72,94,465,08		4,10,79,053,34	28,95,877,40	4,39,74,940,75	36,33,19,664,33

Sch No	S No	NAME OF ASSETS	GROSS BLOCK			DEPRECIATION			Totals	As at 31.03.2022	
			As on 01.04.2021	Addition up to 30.09.2021	Deletion	As on 31.03.2022	Rate %	For the year in full			For the Year-50%
7	1	Buildings (Old)	4,19,140	-	-	4,19,138,72	10%	41,913,97	-	41,913,97	3,77,225,75
	2	Buildings (01.04.2017-17F)	11,41,30,259	-	-	11,41,30,259,32	10%	1,14,13,029,93	-	1,14,13,029,93	10,27,11,269,39
	3	Buildings (2004/2001)	11,90,054	-	-	11,90,054,07	10%	1,19,005,41	-	1,19,005,41	10,71,048,66
	4	Buildings (2001/2002)	13,31,621	-	-	13,31,621,29	10%	1,33,162,13	-	1,33,162,13	11,98,459,16
	5	Buildings (2001/2002)	5,98,601	-	-	5,98,600,98	10%	59,860,10	-	59,860,10	5,38,740,88
	6	Buildings (2003/2003)	42,09,552	-	-	42,09,552,06	10%	4,20,955,21	-	4,20,955,21	37,88,596,85
	7	Buildings (2005/2007)	30,41,092	-	-	30,41,092,47	10%	3,04,109,25	-	3,04,109,25	27,36,983,22
	8	Buildings (2006/2008)	1,03,45,387	-	-	1,03,45,387,31	10%	10,34,538,73	-	10,34,538,73	93,10,848,58
	9	Buildings (2011/2011)	1,52,02,315	-	-	1,52,02,315,10	10%	15,20,231,51	-	15,20,231,51	1,36,82,083,59
	10	Buildings (2011/2011)	2,18,44,180	-	-	2,18,44,179,86	10%	21,84,417,99	-	21,84,417,99	1,94,59,761,88
	11	Buildings (2012/2013)	60,63,170	-	-	60,63,169,83	10%	6,06,316,98	-	6,06,316,98	54,56,852,85
	12	Buildings (2014/2015)	2,89,50,327	-	-	2,89,50,327,44	10%	28,95,032,74	-	28,95,032,74	2,60,55,294,70
	13	Buildings (2017/2018)	32,24,229	-	-	32,24,228,85	10%	3,22,422,89	-	3,22,422,89	29,01,806,97
	14	Buildings (2017/2018)	1,97,80,546	-	-	1,97,80,546,13	10%	19,78,054,61	-	19,78,054,61	1,78,02,491,51
	15	BRIGADE CALADIUM (Apt. - A502)	2,96,99,860	-	-	2,96,99,856,02	10%	29,69,956,02	-	29,69,956,02	2,67,29,604,17
	16	Shops	10,06,868	-	-	10,06,868,01	10%	1,00,686,81	-	1,00,686,81	9,06,181,26
	17	Basket Ball Court	5,89,460	-	-	5,89,459,80	10%	58,945,98	-	58,945,98	5,30,513,82
	18	Cautesen - AIT	91,66,274	-	-	91,66,273,55	10%	9,16,627,36	-	9,16,627,36	82,49,646,20
	19	DC Room	61,01,895	-	-	61,01,894,65	10%	6,10,189,47	-	6,10,189,47	54,91,705,19
	20	Staff Quarters	17,87,725	-	-	17,87,725,20	10%	1,78,773,52	-	1,78,773,52	16,08,952,68
	21	Compound wall	14,79,462	-	-	14,79,462,15	10%	1,47,943,22	-	1,47,943,22	13,31,488,94
	22	ABC Building	-	-	4,16,88,818,06	4,16,88,818,06	10%	-	20,84,440,90	-	20,84,440,90
	Total	93,01,61,728	-	4,16,88,818,06	97,18,50,546		2,80,16,178	20,84,441	3,01,00,614	29,17,49,932	

S No	NAME OF ASSETS	GROSS BLOCK			DEPRECIATION			Totals	As at 31.03.2022		
		As on 01.04.2021	Addition up to 30.09.2021	Deletion	As on 31.03.2022	Rate %	For the year in full			For the Year-50%	
8	A	36,66,051	-	-	36,66,051	10%	3,66,605	-	3,66,605	32,09,446	
	1	ALUMINIUM PARTITION (2015-13)	1,70,545	-	-	1,70,545,18	10%	17,054,52	-	17,054,52	1,53,490,66
	2	ALUMINIUM PARTITION (2015-14)	41,332	-	-	41,332,11	10%	4,133,21	-	4,133,21	37,198,90
	3	ALUMINIUM PARTITION (2015-16)	1,17,951	-	-	1,17,950,74	10%	11,795,07	-	11,795,07	1,06,155,67
	4	ALUMINIUM PARTITION (2016-17)	2,41,768	-	-	2,41,767,75	10%	24,176,77	-	24,176,77	2,17,590,97
	5	ALUMINIUM PARTITION (2017-18)	20,26,266	-	-	20,26,266,44	10%	2,02,626,64	-	2,02,626,64	18,23,639,79
	7	ALUMINIUM PARTITION (2018-19)	16,184	-	-	16,183,90	10%	1,618,38	-	1,618,38	14,566,42



(Handwritten Signature)

No 028



S No	NAME OF ASSETS	As on 01.04.2021 Rs.	Addition up to 30.09.2021 Rs.	GROSS BLOCK Addition After 01.10.2021 Rs.	Deletion Rs.	As on 31.03.2022 Rs.	Rate %	For the years in full Rs.	For the Year-50% Rs.	Totals Rs.	As at 31.03.2022 Rs.
B	FURNITURE & FIXTURES	2,41,33,317		5,99,608		2,47,82,925	10%	24,13,332	29,990	24,43,312	2,22,89,818
8	Furniture & Fixtures (15/16)	5,17,628				5,17,627.99	10%	51,762.80		51,762.80	4,65,865.19
9	Furniture & Fixtures (16/17)	12,41,664				12,41,664.15	10%	1,24,166.41		1,24,166.41	11,17,497.73
10	Furniture & Fixtures (17/18)	22,44,332				22,44,331.79	10%	2,24,433.18		2,24,433.18	20,20,078.61
11	Furniture & Fixtures (18/19)	18,30,820				18,30,819.83	10%	1,83,081.98		1,83,081.98	16,47,737.84
12	Furniture & Fixtures (19/20)	10,81,064				10,81,063.80	10%	1,08,106.38		1,08,106.38	9,72,957.42
13	Furniture & Fixtures (20/21)	10,37,135				10,37,134.80	10%	1,03,713.48		1,03,713.48	9,33,421.32
14	Furniture & Fixtures	1,05,25,692	2,95,876.00			1,08,21,567.99	10%	10,82,569.20	14,793.80	10,67,368.00	97,54,204.99
15	Furniture and Fixtures - Boys Hostel	6,59,446				6,59,446.11	10%	65,944.61		65,944.61	5,93,501.50
16	Beds and Mattresses	38,477				38,476.62	10%	3,847.66		3,847.66	34,628.96
17	Bunkers Cots	11,07,697				11,07,697.33	10%	1,10,769.73		1,10,769.73	12,59,241.55
18	University Seating - With Table Top	10,60,415	2,76,120.00			10,60,414.74	10%	1,06,041.47	13,806.00	1,06,041.47	9,54,373.27
19	Steel Stool	1,13,931				1,13,931.36	10%	11,393.14		11,393.14	1,02,538.22
20	Dinning / Mess / Tables	10,375				10,375.29	10%	1,037.53		1,037.53	9,337.76
21	Chairs	11,91,316	27,612.00			11,91,315.66	10%	1,19,131.56	1,380.60	1,20,512.16	10,98,415.44
22	Seminar Hall Interiors	14,73,126				14,73,125.94	10%	1,47,312.59		1,47,312.59	13,25,813.35
C	ELECTRICAL FITTINGS	86,42,163		1,86,126		88,10,279	10%	8,64,215	8,406	8,72,622	79,37,657
21	Electrical Fittings	11,38,521				11,38,521.40	10%	1,13,852.14		1,13,852.14	10,24,669.26
22	Ceiling Fans (2012/2013)	15,128				15,128.41	10%	1,512.84		1,512.84	13,615.57
23	Ceiling Fans (2015/2016)	35,956				35,956.54	10%	3,595.55		3,595.55	32,359.98
24	Ceiling Fans (2016/2017)	39,967				39,966.74	10%	3,996.67		3,996.67	35,970.06
25	Ceiling Fans (2017/2018)	46,373				46,373.23	10%	4,637.32		4,637.32	41,735.91
26	Ceiling Fans (2019/2020)	1,27,431				1,27,430.91	10%	12,743.09		12,743.09	1,14,687.82
27	Pedestal Fans - 2020-21	24,426				24,426.00	10%	2,442.60		2,442.60	21,983.40
28	Networking	72,14,330	1,86,126.00			73,82,476.35	10%	7,21,435.04	8,406.30	7,29,841.34	66,52,635.02
	Total	3,63,41,621	7,67,734	7,67,734		3,71,09,355		36,34,152	38,387	36,72,539	3,34,36,716

S No	NAME OF ASSETS	As on 01.04.2021 Rs.	Addition up to 30.09.2021 Rs.	GROSS BLOCK Addition After 01.10.2021 Rs.	Deletion Rs.	As on 31.03.2022 Rs.	Rate %	For the years in full Rs.	For the Year-50% Rs.	Totals Rs.	As at 31.03.2022 Rs.
A	Plant & Machinery	11,04,305	1,35,000	3,304		12,43,109	0	4,96,922	661	4,96,583	7,46,526
1	AC	1,07,795	1,35,000	3,304		2,46,099	0	97,118	661	97,779	1,48,320.44
2	Air Conditioner - 2018-19	8,27,400	1,35,000	3,304		8,27,400	0	3,30,960		3,30,960	4,96,440.00
3	AC- (2019-20)	1,50,000				1,50,000	0	60,000		60,000	90,000.00
4	VOLTAZ - SPLIT AC	19,610				19,610	0	7,844		7,844	11,765.82
B	Motor Vehicles	23,29,057				23,29,057	0	3,49,209		3,49,209	19,79,848.87
4	AUDI Car (06.06.2013)	15,43,858				15,43,858	0	2,31,579		2,31,579	13,12,279.34
5	VEHICLE - HYUNDAI CRETA CREDI	6,61,199				6,61,199	0	99,180		99,180	5,62,018.98
6	Maruti Desire Car	86,135				86,135	0	12,920		12,920	73,214.51
7	Bullet 900CC (14/15)	36,866				36,866	0	5,530		5,530	31,336.04
C	Generators and UPS	62,93,134	36,52,482			99,45,616	0	14,91,842		14,91,842	84,53,774
8	250VA Kirlokar DG Set	13,31,039				13,31,039	0	1,99,656		1,99,656	11,31,382.98
9	Batteries -2018/19	45,384				45,384	0	7,288		7,288	41,296.10
10	Exide Make Tubular Batteries	17,347				17,347	0	2,602		2,602	14,744.53
11	GENERATOR (2011-2012)	24,699				24,699	0	3,691		3,691	20,977.83
12	Generators DG SET(2006)	49,038				49,038	0	7,356		7,356	41,682.11
13	TRANSFORMER (2011-12)	35,437				35,437	0	5,316		5,316	30,121.85
14	UPS	43,03,511				43,03,511	0	11,93,399		11,93,399	67,62,594.09
15	Ups with Batteries	4,05,301	36,52,482			79,55,989	0	60,795		60,795	3,44,506.04
16	Ups with Batteries(14/15)	73,268				73,268	0	11,740		11,740	66,528.13
D	Cameras	16,90,621				16,90,621	0	2,63,593		2,63,593	14,27,027
15	CCTV Camera (18/19)	7,91,377				7,91,377	0	1,18,707		1,18,707	6,72,670.76
16	CCTV Camera (19/20)	7,35,178				7,35,178	0	1,10,277		1,10,277	6,24,901.59
17	Hikvision Dome Camera	74,710				74,710	0	11,206		11,206	63,503.44
18	HIKVISION ZMP CAMERA	89,335				89,335	0	13,403		13,403	75,931.66



Handwritten signature in blue ink.

NO 29



	1,19,44,891	2,00,033	66,378	1,82,11,902	0	18,21,799	4,978	1,03,84,685
19	1,19,44,891							
20	2,42,348			2,42,348	0	36,352		2,05,995.43
21	7,04,592			7,04,592	0	1,05,689		5,98,903.08
22	1,64,300			1,64,300	0	24,630		1,39,669.74
23	2,80,856			2,80,856	0	42,128		2,38,727.45
24	1,96,974			1,96,974	0	1,19,546		6,77,428.17
25	94,432	1,10,360		2,04,792	0	30,719		1,74,078.10
26	2,37,106			2,37,106	0	35,566		2,01,539.52
27	4,11,123			4,11,123	0	61,668		3,49,454.47
28	8,424			8,424	0	1,264		7,160.08
29	61,64,998			61,64,998	0	9,24,750		52,40,248.19
30	2,84,604			2,84,604	0	42,691		2,41,913.44
31	2,71,480			2,71,480	0	40,722		2,30,758.27
32	16,12,483			16,12,483	0	2,41,872		13,70,610.71
33	2,27,226			2,27,226	0	34,084		1,93,142.31
34	10,697			10,697	0	1,605		9,092.83
35	54,043			54,043	0	8,106		45,936.55
36	2,03,189			2,03,189	0	30,478		1,72,710.47
37	64,061			64,061	0	9,609		54,451.52
	1,12,056	89,573	66,378	2,68,107	0	30,259	35,238	2,32,869.41
F	42,80,137	45,251	15,98,718	59,82,106	0	6,48,808	1,16,254	50,96,043.68
34	1,35,441			1,35,441	0	20,316		1,15,124.82
35	56,780			56,780	0	8,517		48,262.86
36	44,485		32,964	77,459	0	6,674	2,472	68,781.47
37	14,703	45,251		59,954	0	8,983		50,960.79
38	2,52,496		90,000	3,42,496	0	37,574	6,750	2,97,871.79
39	44,434			44,434	0	6,665		37,768.69
40	26,434			26,434	0	3,965		22,469.27
41	41,268			41,268	0	6,190		35,077.48
42	34,452			34,452	0	5,168		29,284.55
43	3,30,374			3,30,374	0	49,556		2,80,817.87
44	27,615			27,615	0	4,142		23,472.47
45	3,308			3,308	0	496		2,812.05
46	16,757			16,757	0	2,514		14,243.71
47	10,793			10,793	0	1,619		9,174.26
48	3,38,599			3,38,599	0	50,790		2,87,809.19
49	48,286			48,286	0	7,243		41,042.74
50	1,13,954			1,13,954	0	17,093		96,860.87
51	41,878			41,878	0	6,282		35,596.65
52	2,92,585			2,92,585	0	43,888		2,48,696.83
53	11,745			11,745	0	1,762		9,983.37
54	3,175			3,175	0	8,485		7,610.52
55	62,467		5,310	67,777	0	9,373	388	53,114.14
56	59,224			59,224	0	8,884		50,340.19
57	25,406		4,000	29,406	0	3,811	300	25,595.09
58	34,430		46,000	80,430	0	5,164	3,450	71,815.34
59	9,719			9,719	0	1,455		8,261.27
60	19,96,635			19,96,635	0	2,99,486		16,97,139.83
61	4,521			4,521	0	678		3,842.80
62	10,010			10,010	0	1,502		8,508.70
63	1,88,132			1,88,132	0	28,220		1,59,912.37
64	1,88,132		13,58,444	13,58,444	0	23,220	1,01,883	12,56,560.70

[Handwritten Signature]



[Handwritten Signature]



No 030

S No	NAME OF ASSETS	As on 01.04.2021	Addition up to 30.09.2021	GROSS BLOCK Addition After 01.10.2021	Deletion	As on 31.03.2022	Rate %	For the year in full	For this Year-50%	Totals	As at 31.03.2022
G	Water treatment Plants	33,27,832	5,73,928	15,000		38,16,810		12,14,896	1,125	12,16,021	27,00,789
57	Borewell & Pumps (01/11)	47,590				47,590	0	7,139		7,139	40,451.89
58	SUBMERSIBLE PUMPS (2014-15)	9,314				9,314	0	1,397		1,397	7,917.27
59	Water Pumpset	3,510				3,510	0	527		527	2,983.79
60	AQUA GUARD RO SYSTEMS	36,291	81,268			1,17,559	0	17,634		17,634	99,925.30
61	RO Plant	4,60,367				4,60,367	0	69,055		69,055	3,91,311.85
62	BLUES STAR-WATER COOLER PURIFIER	22,708				22,708	0	3,406		3,406	19,301.70
63	Water Cooler	23,593				23,593	0	3,539		3,539	20,053.91
64	Water Cooler - 2018-19	11,232				11,232	0	1,685		1,685	9,547.49
65	WATER HEATER (HOSTEL)	8,939				8,939	0	1,280		1,280	7,138.87
66	SOLAR WATER HEATER (HOSTEL)	5,72,902				5,72,902	0	2,29,121		2,29,121	3,43,681.39
67	SOLAR SYSTEMS	96,281				96,281	0	38,512		38,512	57,768.64
68	2000 Ltr Solar Module	5,34,853				5,34,853	0	2,13,741		2,13,741	3,20,612.04
69	3000Ltr Solar	1,70,100				1,70,100	0	68,040		68,040	1,02,060.00
70	500 Ltr Solar Module	6,00,000				6,00,000	0	2,40,000		2,40,000	3,60,000.00
71	SOLAR WATER HEATER (HOSTEL)	19,831				19,831	0	7,932		7,932	11,898.75
72	SOLAR WATER HEATER (GENTS HOSTEL)	19,055				19,055	0	7,622		7,622	11,433.14
73	SOLAR WATER HEATER 1500 LTRS LADIES H	13,415	4,92,660			5,06,075	0	2,02,430		2,02,430	3,03,644.84
74	SEWAGE TREATMENT PLANT-A	4,87,709				4,87,709	0	73,156		73,156	4,14,552.31
75	Sewage Recycling Plant	83,198				83,198	0	12,480		12,480	70,718.27
76	Termo Motor	1,08,133		15,000		1,23,133	0	16,220		16,220	1,05,787.63
	Total	3,09,69,527	46,06,694	18,21,400		3,71,97,621		92,76,909	1,22,018	63,98,027	3,07,99,594

S No	NAME OF ASSETS	GROSS BLOCK		DEPRECIATION		As at 31.03.2022		
		As on 01.04.2021	Addition up to 30.09.2021	As on 31.03.2022	Rate %		For the year in full	For this Year-50%
A	Computer & Software	64,11,966		86,67,126	40%	26,16,818	6,51,032	66,51,307
1	COMPUTERS SHELTRONDIGITAL SYSTEMS	2,64,639		2,64,638	40%	1,05,855.55		1,58,783.33
2	Computers (2016-17)	1,21,527		1,21,526.78	40%	48,610.71		72,916.07
3	Computers (2017-18)	2,16,445		2,16,444.53	40%	86,577.81		1,29,866.72
4	Computers (2018-19)	16,56,970		16,56,970.20	40%	6,62,788.08		9,94,182.12
5	Computers (2019-20)	3,10,136		3,10,135.66	40%	1,24,054.27		1,86,081.41
6	Desktops and Laptops (2014-15)	6,125		6,125.53	40%	2,450.13		3,675.20
7	Desktops and Laptops (2015-16)	10,337		10,336.68	40%	4,134.67		6,202.01
8	Laptops	27,58,195		27,58,194.80	40%	11,03,277.84		16,54,916.76
9	Laptop Computers (Note Book)	67,593		67,592.88	40%	27,037.15		40,555.73
10	Computer & Desktop (21-22)		6,723	32,55,159.00	40%	13,021.56	6,51,031.80	26,04,127.20
B	Printers	1,96,679		2,02,402	40%	80,961		1,21,441
10	HP LaserJet 1136 Printer	62,518		62,516.30	40%	25,007.32		37,510.98
11	3 D Printer	12,247		12,247.07	40%	4,898.83		7,348.24
12	PRINTER (2014-2015)	9,276		9,276.08	40%	3,710.43		5,565.65
13	PRINTERS (2015-16)	1,960		1,960.43	40%	792.17		1,168.26
14	Printers (2016-17)	3,649		3,649.05	40%	1,459.62		2,189.43
15	Canon Printer - MP244DW	4,444		4,443.73	40%	1,777.49		2,666.24
16	Printers - Exam Section	50,796		50,796.00	40%	20,318.40		30,477.60
17	XEROX MACHINE	3,199		3,199.23	40%	1,279.69		1,919.54
18	Xerox Machine (2011-2012)	8,968		8,967.94	40%	3,587.18		5,380.77
19	Canon IR2002N Xerox Mc	13,415		13,415.04	40%	5,366.02		8,049.02
20	Barcode Printer & scanner - Library Dept	26,186	5,723.00	31,909.40	40%	12,769.76		19,145.64
C	Projectors	6,68,356		8,68,356	40%	3,47,342		3,47,342
20	ACER X1165N DATA PROJECTOR	93,356		93,356.01	40%	37,342.40		56,013.61
21	ACER X1178N DATA PROJECTOR	82,844		82,844.30	40%	33,137.72		49,706.58
22	Acer Projector X1185G	20,020		20,019.74	40%	8,007.90		12,011.85
23	DLP Projector	5,824		5,823.91	40%	2,329.56		3,494.35
24	LCD Projector (2010-2011)	41,816		41,816.12	40%	16,726.45		25,089.67
25	EPSON PROJECTOR	41,098		41,097.94	40%	16,439.18		24,658.77
26	Wall Mount Projector	2,972		2,971.82	40%	1,188.73		1,783.09
27	PROJECTOR (2013-14)	37,134		37,134.27	40%	14,853.71		22,280.56
28	PROJECTOR (2017-18)	1,45,102		1,45,101.83	40%	58,040.73		87,061.10
29	Projectors (2018-19)	54,020		54,020.16	40%	21,608.06		32,412.10
30	Projectors (2019-20)	3,44,470		3,44,469.98	40%	1,37,787.98		2,06,681.98



No 037

D	Software & Servers	13,99,100	13,99,100	5,59,640	5,59,640	8,39,460
31	SOFTWARE (ECE- DEPARTMENT)	5,67,513	5,67,512.64	2,27,005.06	2,27,005.06	3,40,507.58
32	Software - Mech	2,96,627	2,95,636.65	1,18,250.66	1,18,250.66	1,77,375.99
33	SERVER - INTEL XEON E3 - 1220v3	3,664	3,664.22	1,465.69	1,465.69	2,198.53
34	Server	12,744	12,744.00	5,097.60	5,097.60	7,646.40
35	Fire Wall	5,09,760	5,09,760.00	2,03,904.00	2,03,904.00	3,05,856.00
36	Routers	9,792	9,792.31	3,916.92	3,916.92	5,875.38
	Total	79,79,101	82,56,169	31,52,729	31,52,729	43,03,438
	GRAND TOTAL	35,53,483,877	4,73,83,111	4,10,79,063	4,10,79,063	78,33,291
			48,12,417			4,39,74,941

For A.S. Kuppuraju & Brothers Charitable Foundation Trust
Authorized Signatory

[Signature]
K. Nigauraju
Trustee

[Signature]
C. S. Srinivas Raju
Trustee



For Manohar Chowdhry & Associates
Chartered Accountants

[Signature]
Ashok Kumar Daddi
Partner

M. N. 217909
FRN No: 001997S
29-09-2022
Bangalore

Date :
Place :



No 032

ATRIA INSTITUTE OF TECHNOLOGY
(A.S. KUPPARAJU AND BROTHERS CHARITABLE FOUNDATION TRUST)
A.S.K.B. CAMPUS, I MAIN ROAD, AGS COLONY ANANDNAGAR, BANGALORE- 560024

Schedules Forming Part of Balance Sheet, as on 31st March 2022

S No	Schedule 11 - Capital Work In Progress - Building	Amount (Rs)
1	Admin Block - WIP	3,71,73,031
2	Lift - CWIP	1,20,865
3	MBA Block - WIP	6,02,03,415
	Total	9,74,97,311

S No	Schedule 12 - Deposits	Amount (Rs)
1	FD WITH STATE BK OF PATIALA-AICTE NEW DELHI	24,95,234
2	Gas Cylinder Deposit	10,000
3	R R SERVICE STATION	50,000
	Total	25,55,234

S No	Schedule 13 - Income tax receivable 2021-22	Amount (Rs)
1	TDS Receivable	13,386
	Total	13,386

S No	Schedule 14 - Deposits with Statutory bodies	Amount (Rs)
1	Additional Secutly Deposit	1,53,520
2	BESCOM	4,88,377
3	BMTC - Deposit	50,000
4	ESI (REGIONAL DIRECTOR)	84,861
5	HPCL GAS	5,400
6	KPTCL	52,771
7	TELEPHONES	18,296
8	Sub Reigistrar -Gandhinagar Bangalore	1,21,16,000
	Total	1,29,69,225

S No	Schedule 15 - Loans & Advances	Amount (Rs)
1	Advance Ashok Bhandary	2,00,000
2	Geodesic Techniques Pvt Ltd	96,64,710
3	Imprest Alshwarya P	12,276
4	Imprest Lekshmy Babu	-56,882
5	Imprest Narasimha Sastri	64,696
6	Imprest Narayaswamy	-12,203
7	Imprest Saba Khan	25,000
8	Imprest Sajana	-71,573
9	Imprest Shaheem Rahiman	22,28,958
10	Imprest Shanthi Mahesh	18,683
11	Imprest Sufian	-10,890
12	Imprest Surendra	14,304
13	Imprest Uzma Sulthana S	-500
14	Manjanna P B	3,00,000
15	P C Mallapa & Co.,	10,00,070
16	Purnajit Chatterjee	14,680
	Total	1,33,91,328

S No	Schedule 16 - Cash and Cash Equivalents	Amount (Rs)
	Cash In Hand	
1	Cash	8,353
	Cash at Bank	
2	AIT -IEEE A/c 921010030675622	41,473
3	Andhra Bank- Principal & HOD # 143310100037199	1,329
4	Axis Bank A/c No921010054774497 (Placement and Training A/c)	7,22,501
5	AXIS BANK LTD #A/C NO.363010100054977	55,546
6	AXIS BANK LTD - A/C #363010200000833	1,58,225
7	Axis Bank Ltd A/c No :921010039017016-K Fist -L2	10,40,240
8	AXIS BANK LTD A/C NO.363010100006774	44,48,227



A

[Signature]

No 033



[Signature]

9	AXIS BANK LTD A/C NO. 363010100053747	36,31,980
10	AXIS BANK LTD A/C NO. 921010015521993	15,28,071
11	CANARA BANK SB A/C #0425101032615	6,50,907
12	FEDERAL BANK A/C NO.11040200016833	3,39,085
13	ICICI Bank A/c No :020405010823 (581973156)	12,41,45,348
14	IDBI A/C -0363104000110440	11,862
15	IDBI A/C -0363104000110464	1,069
16	IDBI A/C NO.0363104000026196 - INTERNATIONAL CONFER	4,11,441
17	IDBI BANK A/C NO.363104000001755	15,92,781
19	Yesbank A/c A/C NO.059994600000602	2,55,569
Total		13,90,44,008

S No	Schedule 17 - Fees receivable	Amount (Rs)
2021-22		
1	Fee Receivable of Higher Sem	11,86,607
2	Fee Receivable of CET	1,87,22,075
3	Fee Receivable of Mgt	27,50,127
4	Fee Receivable of Hostel	65,68,725
5	Scholarship Social Welfare SC/ST (2021-22)	92,38,359
2020-21		
6	Fee Receivable of Higher Sem	15,16,860
7	Fee Receivable of CET	2,87,070
8	Fee Receivable of Mgt	20,37,742
9	Fee Receivable of Hostel	19,40,286
2019-20		
10	Fee Receivable of Higher Sem	1,36,500
Total		4,43,84,351

S No	Schedule 18 - Other receivables	Amount (Rs)
Sundry debtors		
1	National School of Journalism	25,200
Other receivables		
2	Receivable - Shops	89,090
Total		1,14,290

S No	Schedule 19 - Intercompany owings	Amount (Rs)
1	Atria University	9,26,56,709
Total		9,26,56,709

S No	Schedule 20 - Prepaid Expenses	Amount (Rs)
1	Pre Paid - Affiliation Fees - 2021-22	9,25,000
2	Prepaid Annual VTU Consortium Membership Fees	1,00,000
3	Prepaid Insurance	1,90,000
Total		12,15,000

S No	Schedule 21 - Staff Advances	Amount (Rs)
1	Advance - Dakshayini	4,000
2	Advance R Krishnappa	10,500
3	Advance Shankar Raju	39,000
4	Salary Advance - Albert	11,000
5	Salary Advance - Glory Titus	18,000
6	SALARY ADVANCE MANBAHADUR	38,000
7	Salary Advance -Manjunath L	194
8	Salary Advance - Ramalakshmi	16,000
9	Salary Advance Raveendra	2,000
10	Salary Advance - Shankaran	20,000
11	Salary Advance - Vanajakshi	14,000
Total		1,72,694

For AS Kuppuraju & Brothers Charitable Foundation Trust
Authorized Signatory

For Manohar Chowdhry & Associates
Chartered Accountants


K. Nagaraju
Trustee


C.S. Sunder Raju
Trustee




Ashok Kumar Daddi
Partner
M. N: 217909
FRN No: 001997S
29-09-2022
Bangalore

No 034

ATRIA INSTITUTE OF TECHNOLOGY
(A.S. KUPPARAJU AND BROTHERS CHARITABLE FOUNDATION TRUST)
A.S.K.B. CAMPUS, I MAIN ROAD, AGS COLONY ANANDNAGAR, NBANGALORE, - 560024
Schedules Forming Part of Income and Expenditure, for the period April 2021 - March 2022

S No	Schedule 22 - Direct Income	Amount (Rs)
	Tuition fees	
1	Tuition Fees - CET	2,44,82,970
2	Tuition Fees - Comed K	68,14,008
3	Tuition Fees - Mgt	4,45,73,232
4	Tuition Fees - Higher Semster's	16,01,32,581
5	Tuition Fees - PHD Fees	2,32,400
6	Registration Fee -DTE	77,94,660
7	Scholarship - SC Income	82,50,405
8	SKILL FEES	58,56,620
	Total	25,81,36,876
	Hostel fees	
9	Hostel Fees	2,89,42,762
	Total	2,89,42,762

S No	Schedule 23 - Indirect Income	Amount (Rs)
	Rent Income	
1	Rent - Shops	2,46,750
2	Staff Quarters Rent	13,25,807
	Total	15,72,557
	Interest on Saving bank Account	
3	SB Interest	6,67,780
	Total	6,67,780
	Interest on FD Account	
4	Interest On FD	1,47,240
	Total	1,47,240
	Miscellaneous Income	
5	KSCST Student Project	1,23,197
6	Application Fee	10,012
7	Miscellaneous Income	4,94,875
8	Discount Received	85,616
9	Other deductions	1,97,549
9	Sponsorship Collection	13,000
10	Salary Recovery	42,547
11	Electricity recovery from Shops	1,15,122
	Total	10,81,918

S No	Schedule 24 - Direct Expenses	Amount (Rs)
	Employee benefit Expenses	
1	ADMINISTRATIVE EXPENSES (P.F)	1,35,817
2	EMPLOYER CONTRIBUTION - ESI	3,91,257
3	EMPLOYER CONTRIBUTION TO PROVIDEENT FUND	23,81,354
4	SALARIES & WAGES (NON TEACHING STAFF)	2,35,16,542
5	SALARIES & WAGES (TEACHING STAFF)	7,57,43,572
	Total	10,21,68,542
	University & Affiliated Fees	
6	University & Affiliated Fees	90,72,580
7	Annual VTU Consortium Membership Fees	1,00,000
	Total	91,72,580



[Handwritten signature]

[Handwritten signature]



S No	Schedule 25 - Indirect Expense	Amount (Rs)
Advertisement		
1	Admission and Marketing	68,61,607
2	ADVERTISEMENT EXPENSES	6,32,000
3	Events and Seminars	9,24,571
4	Digital Marketing	75,225
5	Sponsorship	26,000
Total		85,19,403
Finance Cost		
6	Interest on Statutory Payments	14,151
Total		14,151
Repairs and Maintenance		
7	REPAIRS AND MAINTENANCE BUILDING	70,82,478
8	REPAIRS & MAINTENANCE OTHERS	1,89,43,628
9	MAINTENANCE - COMPUTERS	1,39,251
10	ACU Membership	66,707
11	Maintenance - Printers	2,000
12	Annual Membership Fees	65,736
Total		2,62,99,800
Professional & Consultancy		
13	Professional/Consultancy Charges	57,48,902
14	Professional/Consultant Charges - Admission	86,15,133
Total		1,43,64,035
Rates and taxes		
15	Rates & Taxes	10,356
Total		10,356
Subscription		
17	SUBSCRIPTION CHARGES - MAGAZINES/JOURNALS	3,73,447
18	Subscription Charges	4,661
19	SUBSCRIPTION - SOFTWARE	3,42,954
Total		7,21,062
Depreciation & Amortisation expenses		
20	Depreciation	4,39,74,941
Total		4,39,74,941

A

[Handwritten signature]

[Handwritten signature]



Other Expenses		
21	Bank Charges	2,50,016
22	Boarding & Lodging Expense	1,23,014
23	Books & Periodicals	9,36,203
24	Admission Placement and Training Expenses	61,030
23	CET FEES EXPENSES	19,49,425
24	Audit Fees	6,02,160
25	Consumables -Lab	5,23,792
26	Conveyance Expenses	4,41,160
27	Electricity Charges	43,26,002
28	Bank Guarantee Charges	21,27,540
29	Generator Fuel Expenses	14,51,120
30	Hire Charges	2,500
31	HONORIRUM	5,30,680
32	HOUSE KEEPING EXPENSES	4,18,931
33	Incentive	1,80,000
34	INTERNET CHARGES	12,78,076
35	Internship Fees	21,500
36	Laundry Service	16,78,000
37	Licence Fees	5,15,144
38	Lunch Expenses	1,57,063
39	COMEDK COUNSELING EXPENSES	45,000
40	MESS EXPENSES	83,84,925
41	MISCELLANEOUS EXPENSES	50,287
42	Mobile Reimbursement	12,247
43	News Paper & Periodicals	15,161
44	Outreach & Admissions - AU	4,52,283
45	POOJA EXPENSES	1,48,200
46	POSTAGE AND COURIER CHARGES	2,03,130
47	PRINTING & STATIONERY	33,37,722
48	Prize	3,000
49	Registration Charges - Workshop	4,900
50	Security Service Charges	24,14,885
51	Telephone Expenses	68,699
52	Transformer Shifting Charges	47,000
53	Insurance	1,54,974
54	LIBRARY BOOKS	12,87,035
55	MBA Research Centre	28,024
56	NBA Prequalifier Expense	11,80,010
57	Penalty Fees	20,000
58	Prior Period Items	48,676
59	PROCESSING FEE AICTE	7,25,047
60	Donation	1,02,000
61	Travelling Expenses	8,74,823
62	Vehicle Insurance	53,308
63	Vehicle Maintenance	2,90,921
64	Water Charges	6,03,170
65	Written Off - A/c Balances	(2,75,064)
66	Staff Welfare /Meeting Expenses	11,49,730
67	Rounding Off	(660)
Total		3,90,02,788


For AS Kuppuraju & Brothers Charitable Foundation Trust
Authorized Signatory

For Manohar Chowdhry & Associates
Chartered Accountants


K. Nagaraju
Trustee


C. S. Sunder Raju
Trustee




Ashok Kumar Doddi
Partner

M. N: 217909
FRN No: 001997S
29-09-2022
Bangalore

Date:
Place:



No 037